

The following print guide has been prepared for your graphic designer, however should you not have a graphic designer, Flashbay is happy to lay out your artwork and/or text which you can email to your Flashbay account manager. Having submitted your artwork to Flashbay, you will receive a virtual PDF for your review. We can make modifications thereafter as requested.

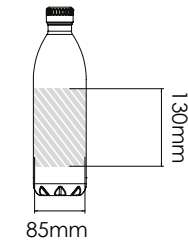
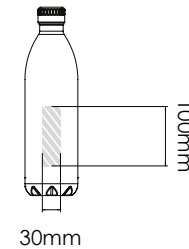
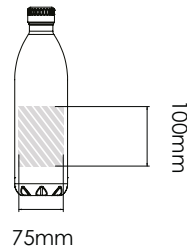
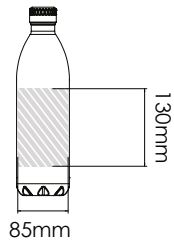
Screen Printing

Laser Engraving

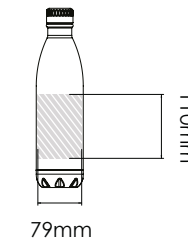
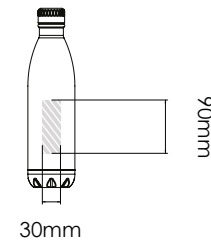
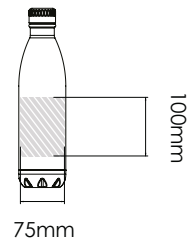
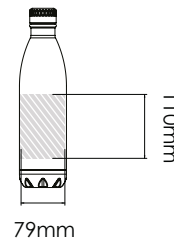
Individual Naming

Photo Printing

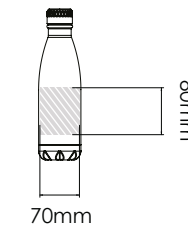
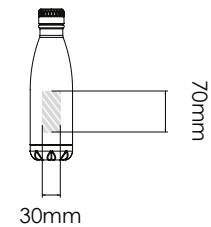
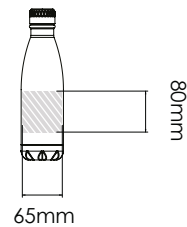
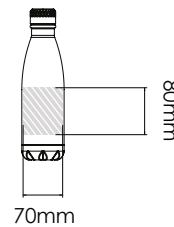
Nova 1000



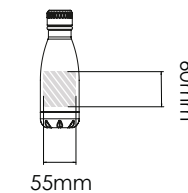
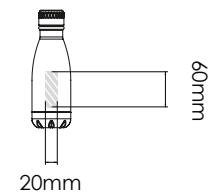
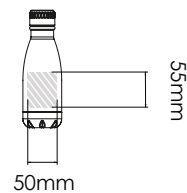
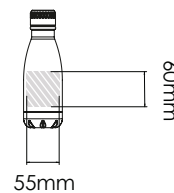
Nova 750



Nova 500



Nova 260



Branding Area designated by

Printing
specification:

- ▶ CMYK colour mode
- ▶ Vector files preferably
- ▶ 300dpi for rasters